

 Wondershare

DemoCreator

Record Everything on Computer screen
and Create Engaged Simulations





Table of contents

Overview.....	1
Work Flow.....	2
Video recording and editor.....	3
Audio recording and editor.....	4
On-Demand Delivery.....	5
SCORM/AICC Compliance.....	6
System Requirements.....	7

Overview

Record everything happened on computer screen and create engaged simulations



Wondershare DemoCreator enables users to record screen activity and make powerful, rich and interactive video tutorials. This software can be used by people spanning a multitude of professions including but not limited to sales, marketing, software, education, IT, etc. The potential users list of Demo Creator can span the entire spectrum of all known industries.

- Record everything happened on computer screen
- Ideal for web-based product demonstrations and presentations
- Create software getting-started and online help videos
- Build simulations for the software provider/developer
- Make training courses with AICC/SCORM compliance for LMS(Learning Management System)

“

Wondershare DemoCreator took me less than a few minutes to create, customize and publish the demos. I would recommend this program to anyone interested in creating demos in a quick and easy way and still obtaining outstanding and professional results.

-Pradeep A, a programmer

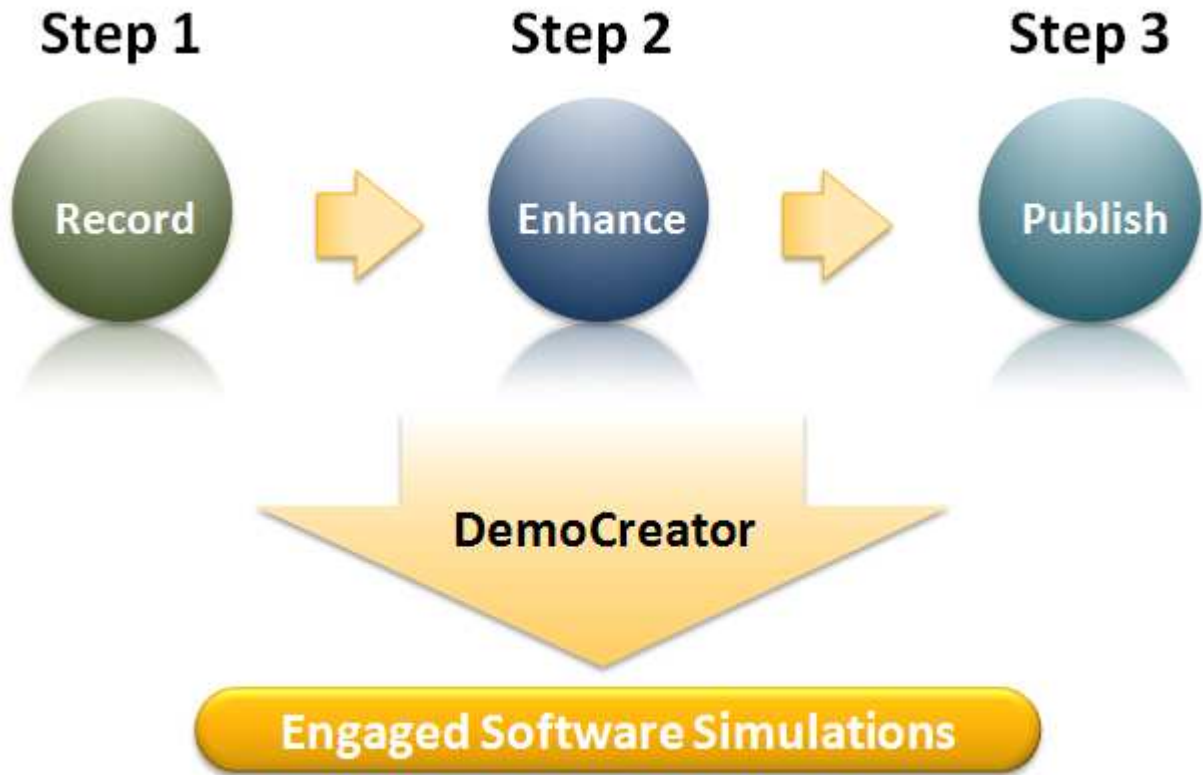
”

Wondershare



Work Flow

How DemoCreator Works?



DemoCreator creates powerful animated narration-based **software video tutorials** just by three steps: **Record, Enhance, Publish.**

1 Record

Record computer screens and narrations from microphone in one click

2 Enhance

Add balloons, buttons as interactivity for the simulations

3 Publish

Publish the simulations as Flash, AVI, CD/EXE, E-mail, or publish the simulations with AICC/SCORM compliance for LMS(Learning Management System).



Video Recording and Editor

Wondershare DemoCreator enables users to **record running applications** and **playing videos** to create video tutorials and training courses.

Video Recording:

DemoCreator provides 2 record modes for users as follows:

Record by Screenshots: Recording running applications.

Full Motion Video Recording: Recording playing videos on computers.

Video Editor:

DemoCreator automatically generates **callouts and highlights** every time you click a button or double click an object. Besides, you can manually add callouts or balloons to you demo slides.



Balloons and Shapes

Highlight or explain important points.



Text

Use Text to label objects or make notes to introduce your next action.



Edit Entry

Edit Entry allows your end-users to enter text when they are watching your demo.



Button

Use **Button** in your slides to pause your demonstration or tutorial and require action from your end-user in order to control the flow.



Cursor

Edit the mouse path after recording is being done.



Image

Insert image or logo to the simulations.



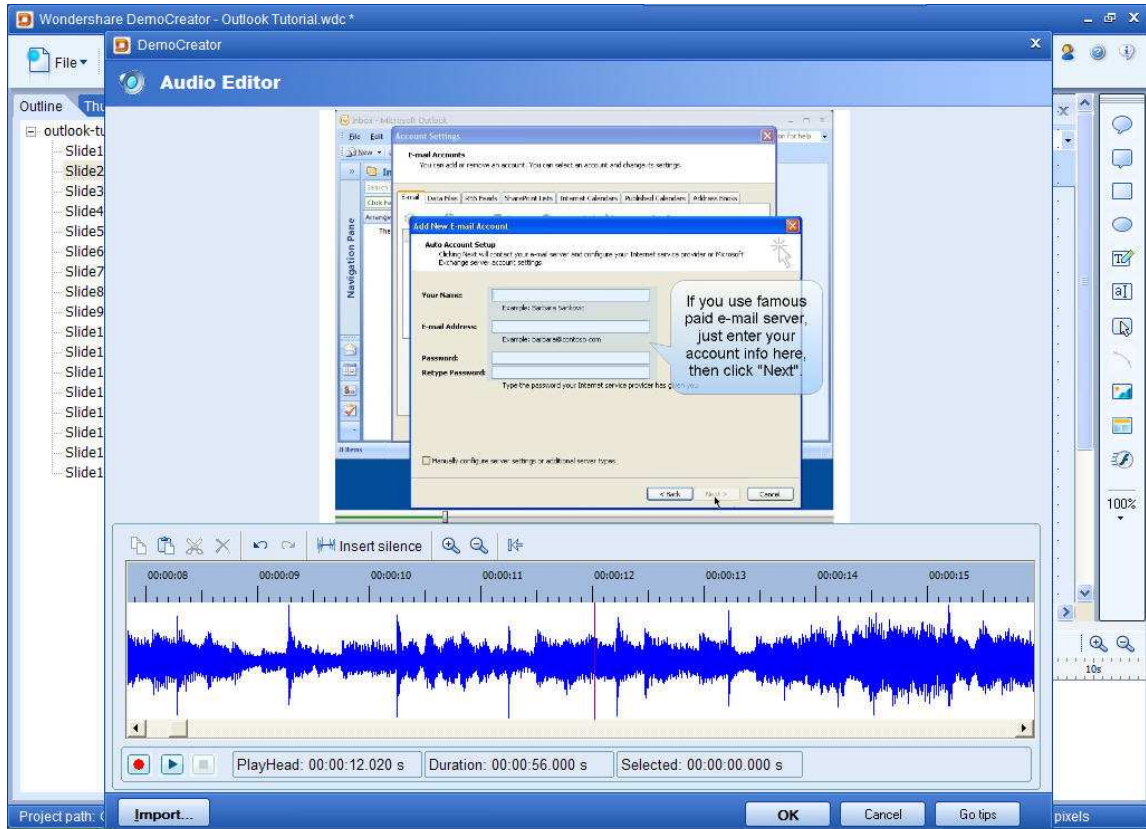
Flash

DemoCreator provides 16 animations for users to import.



Audio Recording and

Editor
Wondershare DemoCreator enables users to record the narration when recording the computer screens, and edit the narration after recording.



Audio Recording

- Record narration from Microphone
- Record playing sound of computer
- Import audio clips
- Import background music

Audio Editor

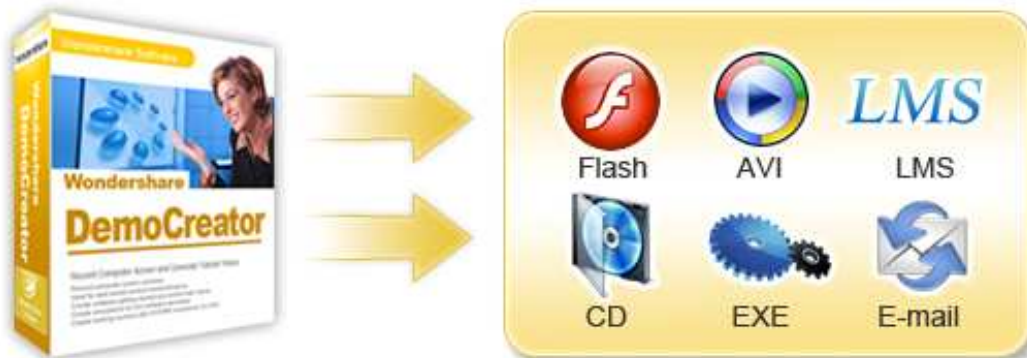
With the audio editor, after recording, users could copy, cut, paste or import the narration when preview the video. Moreover, user could import the recorded audios to the tutorials from local disks.



On-Demand Delivery

Publish the video tutorials for sharing with flexible output options

Wondershare



Publish as Flash:

Check this option to generate HTML files to call your Flash movie. You can upload this output folder directly to your remote server for playing your Flash movie on Web.

Publish as AVI:

DemoCreator enables users to publish the tutorial videos in AVI format, so users could upload the video to **Youtube, My space** for web sharing.

Publish for LMS:

DemoCreator enables users to publish the video tutorials with AICC/SCORM compliance for LMS(Learning Management System).

Publish as CD/EXE:

DemoCreator could generate an EXE file, a CD icon, and an auto-run file.

Publish as E-mail:

DemoCreator will compose an E-mail using the default E-mail software on your computer with the generated demo as an attachment.



LMS



SCORM/AICC Compliance

Distribute the learning content to LMS
(Learning Management System)



Wondershare



Wondershare DemoCreator has been **OFFICIALLY** tested by **ADL-Lab** and is listed as a SCORM Adopter. Users can use DemoCreator to create training content with **AICC** and **SCORM1.2/2004** compliance for hosting under a third party LMS(Learning Management System) or standalone delivery on CD-ROM.

With the support of AICC and SCORM1.2/2004, users could publish the learning content to Moodle, SharePoint, BlackBoard, EKP and so on. With these LMSs, trainers could easily share their training courses online with learners. And also LMS helps trainers to manage learner's process and optimize the training courses.



System Requirements

Software/Hardware	Requirements
Operating System	Windows 2000/XP/2003/Vista with Microsoft DirectX 9 or later version
RAM	128MB RAM(256MB Recommended)
Available Disk Space	10MB for program installation, 512MB or above for flash movies
Video Card	Windows-compatible display with at least 800dpi x 600dpi resolution
Sound Card (optional)	Windows-compatible sound card. Microphone and speakers are recommended for recording narration.
Flash Player Requirements	Macromedia Flash Player 8.0 or above (This is necessary for previewing flash movie.)



Our Company

Wondershare Software is an industry-leading learning and training software application provider. Wondershare's innovative tools for rich media content development, quiz and test authoring, simulation creation and streaming video design let end users without technical skills to create content for web publishing, online education, and business presentation.

Company: Wondershare Software Co.,Ltd
Address: 3/F, Fucheng Hi-Tech Building, Gaoxin South Road
1, Nanshan District, Shenzhen, Guangdong, China
ZIP: 518057

TEL: 86-755-86117717/86117727
86-755-86185517
FAX: 86-755-86117737

Mail: biz-el@wondershare.com
Homepage: www.sameshow.com